



DIVINO
SWITCHES



DESIGNED IN
ITALY...



MADE IN INDIA.



DIVINO
SWITCHES




ITALY HAS INSPIRED THE WORLD IN ART, FASHION AND CUISINE.



Now, add switches to the list.

How does a country manage to pioneer in art, culture and fashion in every single generation? How does it manage to inspire a Leonardo da Vinci? How does it produce a Cavalli on a daily basis? One could say it is in their DNA to design every product beautifully, Just like Divino. A switch that's exceptional to look at and also robust in performance. Turn the page to know more about this product, and how it will add to the glam quotient of your house.





Paris's main attractions are listed on the list.
 But even here you can go crazy for coffee
 with croissants, walking on architectural
 exhibitions and museums - or just sit on
 a bench in Montmartre, looking at passers-by.
 In Paris, 20 districts, their number - starts
 near the Louvre and the spiral goes clockwise.




DIVINO
SWITCHES


INSPIRED BY THE LAND
THAT INSPIRED LEONARDO DA VINCI,
MICHELANGELO, RAPHAEL
AND THE LIKE.



Coffea arabica is a shrub perennial from roasted
seeds of several species of plants, belongs
to the genus coffee family rubiaceae,
in the 17th century, coffee was grown
in the east of Africa. When the coffee
was first brought to the west
it was mostly of the







WALLS DON'T JUST HAVE EARS.

They speak beautifully too.

With Love
Paris
Apt. 8
LOVE WITH



According to leaders beyond to buy
in every part of the world to
from there, not the end of the
trades smuggled coffee here



NOW HERE'S A SWITCH
THAT CAN ROCK CURVES,

just like her.

*often according traders began to buy
we're in a bit of a spot and begin to
all out from there at the end of the
on the trades swing let's see how*



Divino switches come with a curved edge at its top, a feature that makes them aesthetically unique.



DESIGNED

in

Italy

MADE IN

INDIA


PRESENTING DIVINO SWITCHES.

Divino effortlessly combines Italian artistic sensibilities with Indian technological expertise. The result? A unique range of switches that are not just pleasing to the eye but are exceptional in performance too. Divino is an architectural range of modular wiring accessories for both domestic and commercial purposes. It is available in different designs and colors, giving you a wide variety of options to bring life to your interiors. Divino switches are available in two different plate designs - Virna and Basic. Virna comes with a curved edge at the top, making it a unique and contemporary design. Basic caters to those who like it classic and simple.

ALL GREAT WORKS OF ART
HAVE ONE THING IN COMMON.

Attention to detail.

DIVINO - GREEN




DIVINO - METALLIC
SLATE

DIVINO
S W I T C H E S

A COMPLETE RANGE OF GLOSSY WHITE & GLOSSY GREY ACCESSORIES

DIVINO - VIRNA



DIVINO PLATES


- TWO DESIGN - VIRNA & BASIC

- ELEVEN COLOURS:
GLOSSY WHITE, GLOSSY GREY, RED, GREEN, BLUE, YELLOW,
ENGLISH WALNUT, METALLIC TITANIUM, METALLIC SLATE,
METALLIC CHROME, ANTIQUE GOLD



DIVINO - BASIC

DIVINO -
GLOSSY WHITE & GLOSSY GREY



DIVINO - GLOSSY WHITE

DIVINO - GLOSSY GREY


White and Grey are two classic colours that will go with any wall paint. A preferred choice for those who like it simple yet elegant. But, what if these classic colours got a touch of gloss on them?

Presenting Divino - Glossy White & Glossy Grey range. Simply put, class meets glamour. Both White and Grey colours are associated with sophistication and perfection, and will undoubtedly render an aristocratic charm to your house. And, the added gloss will take care of the glam quotient. Get ready to show off your walls.



DIVINO - GLOSSY WHITE

DIVINO - COLOURS



DIVINO - RED



DIVINO - GREEN



DIVINO - YELLOW

A pop of colour on the wall can do wonders to the overall look of your house. The choice of colours speaks of the resident's fun persona, his quirky outlook and the readiness to explore new and exciting things in life.

Divino has the perfect range of top plates that can bring vibrancy to your house, through flamboyant colours such as red, green, yellow and blue. Yes, a rainbow in your house! Go ahead, add a dash of colour to your walls and your life too!

DIVINO -
METALLIC



DIVINO - METALLIC TITANIUM

DIVINO

S W I T C H E S



DIVINO - WALNUT

For those who like to experiment with their interiors and bring in an edginess to their walls, Divino has a unique range of metallic plate. These are high-finish metallic plates in stylish colours such as Soft Chrome, Antique Gold, Metallic Slate and Metallic Titanium.

Divino Walnut is a perfect match to classic look of wooden finish and goes with all shades.

Unique and bold, these designs prove that functionality is not the only purpose of switches, but aesthetics too. Go ahead, it's time to build some attitude for your walls.

DIVINO
S W I T C H E S

— THE —
RANGE

A decorative flourish consisting of a thin, dark line that starts from the bottom left, loops under the word 'RANGE', and ends with a small spiral on the right side.

Switches



Code - White / Grey	Description	Type	No. of Modules	Std. Pkg. (Nos.)
One-Way Switches				
CG 20 113/CG 23 113	1P-6A	General	1	20
CG 20 114/CG 23 114	1P-6A	Luminous	1	
CG 20 573/CG 23 573	1P-16A	General	1	
CG 20 574/CG 23 574	1P-16A	Luminous	1	
CG 20 117/CG 23 117	1P-25A	General	1	
CG 20 118/CG 23 118	1P-25A	Luminous	1	



Code - White / Grey	Description	Type	No. of Modules	Std. Pkg. (Nos.)
Two-Way Switches				
CG 20 123/CG 23 123	1P-6A	General	1	20
CG 20 578/CG 23 578	1P-16A	General	1	
Push Buttons				
CG 20 508/CG 23 508	1P-6A	Luminous	1	20
CG 20 509/CG 23 509	1P-6A	With Symbol	1	
Blanking Modules				
CG 20 056/CG 23 056	1 Gang	-	1	10
CG 20 073/CG 23 073	2 Gang	-	2	

Fan Regulator / Dimmer



Code - White / Grey	Description	Type	No. of Modules	Std. Pkg. (Nos.)
Fan Regulator				
CG 20 826/CG 23 826	Step Type	Rotary	2	10
CG 20 827/CG 23 827	Step Type	Rotary	1	20
Dimmer				
CG 20 801/CG 23 801	500W	Rotary	2	10
CG 20 804/CG 23 804	300W	Rotary	1	20

Sockets



Code - White / Grey	Description	For Plug Pin	No. of Modules	Std. Pkg. (Nos.)	
Sockets With Safety Shutters					
CG 20 353/CG 23 353	6A-Multi Socket 5 Pin	Round	2	10	
CG 20 354/CG 23 354	6/16A Twin Socket 3 Pin (flushed)	Round	3	6	
CG 20 352/CG 23 352	6/16A Twin Socket 3 Pin (projected)	Round	2	10	
CG 20 355/CG 23 355	25A-Socket (Flushed)	Round	3	6	
CG 20 356/CG 23 356	25A-Socket (Projected)	Round	2	10	
CG 20 358/CG 23 358	13A-Socket	Universal	3	6	
Code - White / Grey	Description	Nos. Pairs	For Plug Pin	No. of Modules	Std. Pkg. (Nos.)
Telephone /Computer / TV Socket					
CG 20 251/CG 23 251	RJ11	2	Twisted pair	1	
CG 20 271/CG 23 271	RJ45 CAT.5E	4	UTP	1	20
CG 20 228/CG 23 228	TV Socket	-	-	1	

Hospitality Range



Code - White / Grey	Description	No. of Modules	Std. Pkg. (Nos.)
Shaver Socket			
CG 20 842/CG 23 842	230V-/110V-Shaver Socket	3	6
Energy Key Tag			
CG 20 815/CG 23 815	1P-25A, 230V-Energy Key Switch With Tag	2	1
CG 20 434/CG 23 433	Tag For Energy Key Tag	-	-
Do Not Disturb			
CG 20 609/CG 23 609	Indicator	1	20
CG 20 124/CG 23 124	6A-230V, IW, SP Luminous Switch	1	
CG 20 612/CG 23 612	Unit (Indicator+Switch)	1+1	10
Room Occupied			
CG 20 610/CG 23 610	Indicator	1	20
CG 20 125/CG 23 125	6A-230V, IW, SP Luminous Switch	1	
CG 20 613/CG 23 613	Unit (Indicator+Switch)	1+1	10
Make My Room			
CG 20 611/CG 23 611	Indicator	1	20
CG 20 126/CG 23 126	6A-230V, IW, SP Luminous Switch	1	
CG 20 614/CG 23 614	Unit (Indicator+Switch)	1+1	10



Code - White / Grey	Description	No. of Modules	Std. Pkg. (Nos.)
Time Delay Electronic Switch (Card Operated)			
*CG 20 825 /CG 23 825	25A	3	6
Foot Lamp			
CG 20 631	230V-LED Yellow Night Lamp	3	
CG 20 632	230V-LED Blue Night Lamp	3	6

*Application: Activation of functions/ service inside hotel rooms (Eg., light, air conditioner, minibar) when the room is occupied (with badge inserted).

Cover Plates with Support Plates



Code - Basic / Virna	Description	Std. Pkg. (Nos.)
White		
CG 25 701 WH/CG 25 801 WH	1 Module Plate	10
CG 25 702 WH/CG 25 802 WH	2 Module Plate	
CG 25 703 WH/CG 25 803 WH	3 Module Plate	
CG 25 704 WH/CG 25 804 WH	4 Module Plate	
CG 25 706 WH/CG 25 806 WH	6 Module Plate	
CG 25 708 WH/CG 25 808 WH	8 Module Plate - Vertical	
CG 25 709 WH/CG 25 809 WH	8 Module Plate - Horizontal	
CG 25 712 WH/CG 25 812 WH	12 Module Plate	
Grey / Red / Green / Yellow / Blue		
CG 25 701/CG 25 801	1 Module Plate	10
CG 25 702/CG 25 802	2 Module Plate	
CG 25 703/CG 25 803	3 Module Plate	
CG 25 704/CG 25 804	4 Module Plate	
CG 25 706/CG 25 806	6 Module Plate	
CG 25 708/CG 25 808	8 Module Plate - Vertical	
CG 25 709/CG 25 809	8 Module Plate - Horizontal	
CG 25 712/CG 25 812	12 Module Top Plate	

Please add following to codes for color selection

GR for Grey / RD for RED / YL for Yellow / BL for Blue

Eg., for ordering one module basic red plate code would be CG25701RD



Cover Plates with Support Plates



Code - Basic / Virna	Description	Std. Pkg. (Nos.)
Metallic Slate / English Walnut / Metallic Titanium Plates		
CG 25 701/CG 25 801	1 Module Plate	
CG 25 702/CG 25 802	2 Module Plate	
CG 25 703/CG 25 803	3 Module Plate	
CG 25 704/CG 25 804	4 Module Plate	10
CG 25 706/CG 25 806	6 Module Plate	
CG 25 708/CG 25 808	8 Module - Vertical	
CG 25 709/CG 25 809	8 Module - Horizontal	
CG 25 712/CG 25 812	12 Module Plate	



Code - Basic / Virna	Description	Std. Pkg. (Nos.)
Soft Chrome Plates		
CG 25 701 SC/CG 25 801 SC	1 Module Plate	
CG 25 702 SC/CG 25 802 SC	2 Module Plate	
CG 25 703 SC/CG 25 803 SC	3 Module Plate	
CG 25 704 SC/CG 25 804 SC	4 Module Plate	10
CG 25 706 SC/CG 25 806 SC	6 Module Plate	
CG 25 708 SC/CG 25 808 SC	8 Module - Vertical	
CG 25 709 SC/CG 25 809 SC	8 Module - Horizontal	
CG 25 712 SC/CG 25 812 SC	12 Module Plate	

Cover Plates with Support Plates



Code - Basic / Virna	Description	Std. Pkg. (Nos.)
Antique Gold Plates		
CG 25 701 AG/CG 25 801 AG	1 Module Plate	10
CG 25 702 AG/CG 25 802 AG	2 Module Plate	
CG 25 703 AG/CAG 25 803 AG	3 Module Plate	
CG 25 704 AG/CG 25 804 AG	4 Module Plate	
CG 25 706 AG/CG 25 806 AG	6 Module Plate	
CG 25 708 AG/CG 25 808 AG	8 Module - Vertical	
CG 25 709 AG/CG 25 809 AG	8 Module - Horizontal	
CG 25 712 AG/CG 25 812 AG	12 Module Plate	

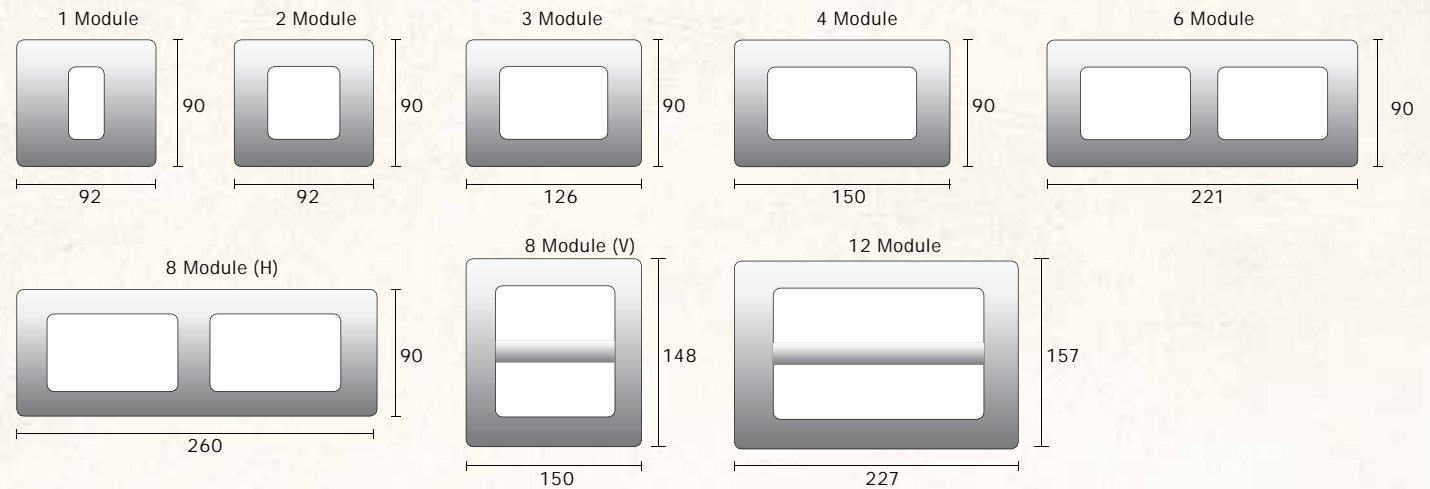
Please add following to codes for color selection

MS for Metallic Slate / WN for Wooden Walnut / MT for Metallic Titanium

Eg., for ordering one module basic Metallic Slate plate code would be CG25701MS

Lead time 4-5 weeks

Cover Plate Sizes (All dimensions in mm)





C&S Electric Ltd.

222, Okhla Industrial Estate, Phase - 3, New Delhi - 110020.

Tel.: +91-11-30887520-29, Email: info@cselectric.co.in

Customer Care: 222, Okhla Industrial Estate, Phase - 3, New Delhi - 110020.

Tel.: +91-11-30887474, Email: customercare@cselectric.co.in

Works: Plot No. 2, Sector - 8C, IIE (SIDCUL), Ranipur, Haridwar - 249403 (INDIA).



www.facebook.com/CSElectricLimited